

Lernen wir zusammen!




Let's learn together!

A good question to ask when you want to learn the names of things in German is “What is that?” “Was ist das?” If you don't understand the answer, you can say “Wie, bitte?” That's a polite way of asking, “What did you say, please?” Some answers may begin with “Das ist...” which means “That is...”

“Was ist das?” Read the chart. Can you guess what the sentences mean in English? The answers are upside down at the bottom of the page.

<p>1.</p>  <p style="color: blue;">Das ist ein Reisepass.</p>	<p>2.</p>  <p style="color: blue;">Das ist ein Kofferanhänger.</p>	<p>3.</p>  <p style="color: blue;">Das ist ein Flugzeug</p>
<p>4.</p>  <p style="color: blue;">Das ist eine Flagge.</p>	<p>5.</p>  <p style="color: blue;">Das ist ein Koffer.</p>	<p>6.</p>  <p style="color: blue;">Das ist das Brandenburger Tor.</p>

Draw a line from each picture to the sentence that matches it.

Das ist ein Flugzeug.




Das ist ein Reisepass.

Das ist ein Koffer.

Das ist das Brandenburger Tor.

Das ist eine Flagge.

Das ist ein Kofferanhänger.

1. That is a passport. 2. That is a luggage tag. 3. That is a plane. 4. That is a flag. 5. That is a suitcase. 6. That is the Brandenburg Gate.

Die Jahreszeiten

The Seasons

What time of year are you going to be traveling? Turn to page 93 in your *Usborne Picture Dictionary* and look at the pictures of the children playing outside in each of the four seasons.

Here are the names of the four seasons. Read them aloud in German and in English.

Frühling
Spring

Sommer
Summer

Herbst
Fall

Winter
Winter

Depending on the time of year, there are some special things you might need to take with you on your trip to Germany. Here are a few ideas. In which season would you bring each item? Write the name of a season under each picture.



die Sonnenbrille
sunglasses



der Regenschirm
umbrella



die Fausthandschuhe
mittens



der Pullover
sweater

Lesen und Lernen

Read and Learn

Auf dem Flughafen

Auf dem Flughafen is a book that tells all about airports and airplanes. If you look at the front cover, you will see a little stork with a red cap holding a toy airplane. The stork's name is Lars, and he likes to travel!

- Look at the pictures throughout the book -- can you find Lars hiding in the various pictures?
- On one of the first pages of the book, you can see a busy airport – lots of planes coming and going. Can you count in German how many planes are in the picture? _____ One of the planes is marked “Lufthansa” That’s the name of a real German airline. You might fly on a Lufthansa plane when you go on a trip to Germany!
- Turn the page to the first green “Am Flughafen” tab. Look at the picture. **Was ist hier los?** What’s going on here? The inside of the airport is very crowded!
 - Put a check mark in the box next to each sentence when you have found the item in the picture.
 - Ich sehe ein Kind mit einem Teddybär.**
I see a child with a teddy bear.
 - Ich sehe ein Flugzeug in der Luft.**
I see an airplane in the air.
 - Ich sehe einen Mann mit einem Orangensaft.**
I see a man with a glass of orange juice.
 - Ich sehe das Wort “Lufthansa.”**
I see the word “Lufthansa.”